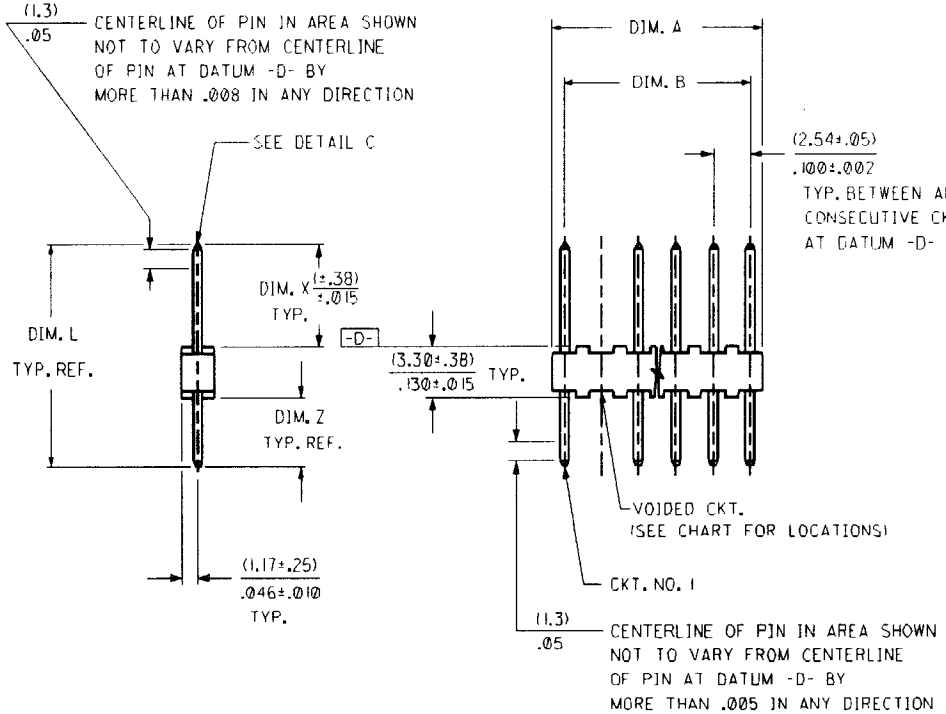

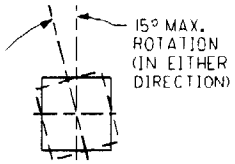

DETAIL C TYP.

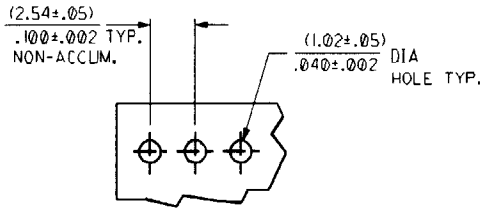

RECOMMENDED P.C. BOARD HOLE DIMENSIONS

A-4380-N * * * - *

NO. OF CKTS.

VERSION
LETTER CHANGES WHEN PIN NO. OR PRESS DIM. CHANGES.

PLATING CODE
PER SDES-88.

VOID LOCATION
NO VOID=SEE 4030 SERIES DWG.
WITH VOIDS=NO. CORRESPONDS TO CKT. NO. VOIDED.
MULT. VOIDS=START WITH 51 AND ARE ASSIGNED CONSECUTIVELY.

SECONDARY OPERATIONS	
CODE	PACKAGE
BLANK	BULK
A	PK-40873-0001

NO. OF CKTS.	DIM. B	DIM. A
28	(68.58 ± .28) 2.700 ± .011	(70.87 ± .36) 2.790 ± .014
27	(66.04 ± .28) 2.600 ± .011	(68.33 ± .36) 2.690 ± .014
26	(63.50 ± .28) 2.500 ± .011	(65.79 ± .36) 2.590 ± .014
25	(60.96 ± .28) 2.400 ± .011	(63.25 ± .36) 2.490 ± .014
24	(58.42 ± .25) 2.300 ± .010	(60.71 ± .33) 2.390 ± .013
23	(55.88 ± .25) 2.200 ± .010	(58.17 ± .33) 2.290 ± .013
22	(53.34 ± .25) 2.100 ± .010	(55.63 ± .33) 2.190 ± .013
21	(50.80 ± .25) 2.000 ± .010	(53.09 ± .33) 2.090 ± .013
20	(48.26 ± .23) 1.900 ± .009	(50.55 ± .30) 1.990 ± .012
19	(45.72 ± .23) 1.800 ± .009	(48.01 ± .30) 1.890 ± .012
18	(43.18 ± .23) 1.700 ± .009	(45.47 ± .30) 1.790 ± .012
17	(40.64 ± .23) 1.600 ± .009	(42.93 ± .30) 1.690 ± .012
16	(38.10 ± .20) 1.500 ± .008	(40.39 ± .28) 1.590 ± .011
15	(35.56 ± .20) 1.400 ± .008	(37.85 ± .28) 1.490 ± .011
14	(33.02 ± .20) 1.300 ± .008	(35.31 ± .28) 1.390 ± .011
13	(30.48 ± .20) 1.200 ± .008	(32.77 ± .28) 1.290 ± .011
12	(27.94 ± .20) 1.100 ± .008	(30.23 ± .28) 1.190 ± .011
11	(25.40 ± .18) 1.000 ± .007	(27.69 ± .25) 1.090 ± .010
10	(22.86 ± .18) .900 ± .007	(25.15 ± .25) .990 ± .010
9	(20.32 ± .18) .800 ± .007	(22.61 ± .25) .890 ± .010
8	(17.78 ± .15) .700 ± .006	(20.07 ± .23) .790 ± .009
7	(15.24 ± .15) .600 ± .006	(17.53 ± .23) .690 ± .009
6	(12.70 ± .15) .500 ± .006	(14.99 ± .23) .590 ± .009
5	(10.16 ± .13) .400 ± .005	(12.45 ± .20) .490 ± .008
4	(7.62 ± .13) .300 ± .005	(9.91 ± .20) .390 ± .008
3	(5.08 ± .13) .200 ± .005	(7.37 ± .20) .290 ± .008
2	(2.54 ± .05) .100 ± .002	(4.83 ± .20) .190 ± .008

MFG.	SH.	REV.	LTR.	REVISIONS
	13	T2		
	12	S4		
	11	F		
	10	A		
	9	N		
	8	A		
	7	A		
	6	N7		
	5	A	T3	ADD VOIDS UCR 1999-0772 5-14-99 SAMIEC
	4	M		
	3	T3		
	2	S6	T2	ADD/REL 15A102-6 UCR 1999-0222 38-10-5 SAMIEC
	1	T3		

NOTES:

1. PINS MUST CONFORM TO SOLDERABILITY SPEC. SMES-152.
2. PIN PUSH OUT FORCE: 2 LBS. MIN.
3. PARTS ARE STACKABLE END TO END AND SIDE TO SIDE ON (2.54)/.100 CENTERS.
4. MATERIAL: NYLON 6/6, 94V-0.
5. CODE LETTER PRECEDING PART NO. DESIGNATES MANUFACTURING LOCATION. I=IRELAND, S=SINGAPORE.
6. ASS'Y. MUST BE FLAT WITHIN (.13)/.005 T.I.R./MM/IN.
7. PARTS CONFORM TO PROD. SPEC. 10-07.
8. * PRECEDING ENG. NO. IN CHART DESIGNATES STANDARD PRODUCT.

DIMENSIONS SHOWN (METRIC) INCH
UNLESS OTHERWISE SPECIFIED TOLERANCES: ANGULAR ± 1/2°

	INCH	METRIC
3 PLACE	±	
2 PLACE	±	±
1 PLACE		±

DRAFT WHERE APPLICABLE MUST REMAIN WITHIN DIMENSIONS

DRWN BY KSS CHK'D BY DS
APPR'D BY KJA SCALE :

▽ = 0 ▼ = 0 REVISE ONLY ON CAD SYSTEM

TITLE WAFER ASS'Y., FLAT, MINI KK (4030 WITH VOIDS) 4380 SERIES DWG.

MOLEX INCORPORATED LISLE, ILL. 60532 U.S.A.
SHEET NO. 1 OF 13 DATE 09/07/84
PART NO. SEE CHART DRWG. NO. SD A-4380
FILE NAME S4380X1
THIS DRAWING CONTAINS INFORMATION THAT IS PROPRIETARY TO MOLEX INC. AND SHOULD NOT BE USED WITHOUT WRITTEN PERMISSION
DIV. KK SIZE C

4380

ENG. NO.	PIN NO.	DIM. L	DIM. X	DIM. Z	DIM. Y	DIM. W	DIM. T
A-4380-NA102-*	2766-1(102)	(14.22) .560	(7.49) .295	(3.43) .135			
A-4380-NA132-*	2766-1(132)	(14.22) .560	(7.49) .295	(3.43) .135			
A-4380-NA501-*	2766-1(501)	(14.22) .560	(7.49) .295	(3.43) .135			
A-4380-NA503-*	2766-1(503)	(14.22) .560	(7.49) .295	(3.43) .135			
A-4380-NA122-*	2766-1(122)	(14.22) .560	(7.49) .295	(3.43) .135			
A-4380-NB102-*	VOIDED						
A-4380-NC102-*	2766-3(102)	(17.45) .687	(11.05) .435	(3.10) .122			
A-4380-NC501-*	2766-3(501)	(17.45) .687	(11.05) .435	(3.10) .122			
A-4380-ND102-*	2766-1(102)	(14.22) .560	(10.92) .430	(.00) .000			
A-4380-NE102-*	4166-30(102)	(30.48) 1.200	(23.80) .937	(3.30) .130			
A-4380-NF102-*	2766-39(102)	(12.70) .500	(9.07) .357	(.33) .013			
A-4380-NG501-*	2766-52(501)	(14.61) .575	(8.13) .320	(3.18) .125			
A-4380-NH102-*	2766-8(102)	(21.39) .842	(15.24) .600	(2.84) .112			
A-4380-NJ102-*	2766-37(102)	(20.32) .800	(7.37) .290	(9.65) .380			
A-4380-NK501-*	2766-13(501)	(19.05) .750	(12.57) .495	(3.18) .125			
A-4380-NL102-*	4166-31(102)	(31.75) 1.250	(25.02) .985	(3.43) .135			
A-4380-NM102-*	2766-33(102)	(8.26) .325	(3.18) .125	(1.78) .070			
A-4380-NM513-*	VOIDED						
A-4380-NP102-*	2766-8(102)	(21.39) .842	(14.22) .560	(3.86) .152			
A-4380-NR102-*	2766-59(102)	(16.94) .667	(10.92) .430	(2.72) .107			
A-4380-NR501-*	2766-59(501)	(16.94) .667	(10.92) .430	(2.72) .107			
A-4380-NS102-*	2766-27(102)	(11.99) .472	(5.08) .200	(3.61) .142			
A-4380-NT102-*	2766-3(102)	(17.45) .687	(9.91) .390	(4.37) .172			
A-4380-NV102-*	2766-21(102)	(30.48) 1.200	(23.80) .937	(3.38) .133			
A-4380-NW102-*	4166-8(102)	(25.40) 1.000	(18.29) .720	(3.81) .150			
A-4380-NY102-*	2766-1(102)	(14.22) .560	(9.07) .357	(1.85) .073			

ENG. NO.	PIN NO.	DIM. L	DIM. X	DIM. Z	DIM. Y	DIM. W	DIM. T
A-4380-NZ102-*	2766-1(102)	(14.22) .560	(8.38) .330	(2.54) .100			
A-4380-NAA102-*	2766-40(102)	(23.80) .937	(10.26) .404	(10.26) .404			
A-4380-NAB102-*	2766-5(102)	(11.10) .437	(4.37) .172	(3.43) .135			
A-4380-NAC102-*	2766-1(102)	(14.22) .560	(9.70) .382	(1.22) .048			
A-4380-NAD503-*	2766-58(503)	(11.43) .450	(5.84) .230	(2.29) .090			
A-4380-NAE102-*	4166-8(102)	(25.40) 1.000	(11.05) .435	(11.05) .435			
A-4380-NAF102-*	2766-10(102)	(9.65) .380	(3.43) .135	(2.92) .115			
A-4380-NAG102-*	4166-8(102)	(25.40) 1.000	(13.97) .550	(8.13) .320			
A-4380-NAH102-*	2766-50(102)	(9.27) .365	(3.00) .118	(2.97) .117			
A-4380-NAJ102-*	2766-40(102)	(23.80) .937	(17.30) .681	(3.20) .126			
A-4380-NAK102-*	2766-51(102)	(12.32) .485	(5.84) .230	(3.18) .125			
A-4380-NAL102-*	2766-31(102)	(16.51) .650	(10.46) .412	(2.74) .108			
A-4380-NAM102-*	2766-37(102)	(20.32) .800	(8.51) .335	(8.51) .335			

	SEE SHEET 1	R2	SEE SHEET 1
S6	SEE SHEET 1	R1	SEE SHEET 1
S4	SEE SHEET 1	N7	SEE SHEET 1
S3	SEE SHEET 1	N5	SEE SHEET 1
S2	SEE SHEET 1	N4	SEE SHEET 1
S1	SEE SHEET 1	N2	SEE SHEET 1
R3	SEE SHEET 1	J1	SEE SHEET 1
LTR.	REVISIONS	LTR.	REVISIONS

DIMENSIONS SHOWN (METRIC) INCH
UNLESS OTHERWISE SPECIFIED TOLERANCES: ANGULAR ± 1/2°

	INCH	METRIC
3 PLACE	± ---	---
2 PLACE	± ---	± ---
1 PLACE	---	± ---

DRAFT WHERE APPLICABLE MUST REMAIN WITHIN DIMENSIONS

DRWN BY KSS
CHK'D BY NP
APP'D BY KJA
SCALE --:--

REVISE ONLY ON CAD SYSTEM

TITLE
WAFER ASS'Y., FLAT, KK
(4030 WITH VOIDS)
4380 SERIES DWG.

MOLEX INCORPORATED
LISLE, ILL. 60532 U.S.A.

SHEET NO. 2
DATE 09/07/84

PART NO. SEE CHART
DRWG. NO. SDA-4380

FILE NAME S4380X2

THIS DRAWING CONTAINS INFORMATION THAT IS PROPRIETARY TO MOLEX INC. AND SHOULD NOT BE USED WITHOUT WRITTEN PERMISSION

DIV. KK
SIZE C

4380

A-4380-NA102-*

	PART NO.	ENG. NO.	VOID CKT.
	22-04-2122	A-4380-12A102-9	9
		A-4380-17A102-13	13
	22-04-2163	A-4380-16A102-9	9
		A-4380-4A102-51	1,4
		A-4380-20A102-51	7,16
		A-4380-20A102-4	4
I	22-04-2237	A-4380-23A102-51	2,4,6,8,10,12,14,16,18,20,22
	22-04-2084	A-4380-8A102-3	3
		A-4380-8A102-51	3,6
	22-04-2059	A-4380-5A102-51	2,4
		A-4380-18A102-4	4
	22-04-2038	A-4380-3A102-2	2
	22-04-2177	A-4380-17A102-3	3
	22-04-2075	A-4380-7A102-1	1
	22-04-2174	A-4380-17A102-6	6
	22-04-2184	A-4380-18A102-5	5
	22-04-2234	A-4380-23A102-13	13
	22-04-2176	A-4380-17A102-4	4
	22-04-2142	A-4380-14A102-4	4
	22-04-2074	A-4380-7A102-3	3
		A-4380-15A102-51	2,4,6,8,10,12,14
	22-04-2092	A-4380-9A102-4	4
		A-4380-25A102-51	2,4,6,8,10,12,14,16,18,20,22,24
	22-04-2132	A-4380-13A102-51	2,4,6,8,10,12
	22-04-2152	A-4380-15A102-6	6
	22-04-2102	A-4380-10A102-4	4
		A-4380-16A102-51	2,3,5,7,9,11,13,15
	22-04-2021	A-4380-2A102-2	2
	22-04-2041	A-4380-4A102-2	2
	22-04-2051	A-4380-5A102-2	2
	22-04-2061	A-4380-6A102-2	2
	22-04-2071	A-4380-7A102-2	2
	22-04-2081	A-4380-8A102-2	2
	22-04-2091	A-4380-9A102-2	2
	22-04-2101	A-4380-10A102-2	2
	22-04-2111	A-4380-11A102-2	2
	22-04-2121	A-4380-12A102-2	2
	22-04-2131	A-4380-13A102-2	2
	22-04-2141	A-4380-14A102-2	2
	22-04-2151	A-4380-15A102-2	2
	22-04-2161	A-4380-16A102-2	2
	22-04-2171	A-4380-17A102-2	2
	22-04-2181	A-4380-18A102-2	2
	22-04-2191	A-4380-19A102-2	2
	22-04-2201	A-4380-20A102-2	2
	22-04-2211	A-4380-21A102-2	2

COLUMN NO. 1 CON'T. IN COLUMN NO. 2 SHEET NO.

A-4380-NA102-*

	PART NO.	ENG. NO.	VOID CKT.
	22-04-2221	A-4380-22A102-2	2
	22-04-2231	A-4380-23A102-2	2
	22-04-2241	A-4380-24A102-2	2
	22-04-2251	A-4380-25A102-2	2
	22-04-2261	A-4380-26A102-2	2
	22-04-2271	A-4380-27A102-2	2
	22-04-2281	A-4380-28A102-2	2
	22-04-2126	A-4380-12A102-51	2,3,5,7,9,11
		A-4380-16A102-54	3,8,9,10,11,12
		A-4380-12A102-52	2,3
S	22-04-2155	A-4380-15A102-4	4
I	22-04-2076	A-4380-7A102-51	2,5
I	22-04-2134	A-4380-13A102-3	3
	22-04-2112	A-4380-11A102-8	8
	22-04-2143	A-4380-14A102-7	7
	22-04-2162	A-4380-16A102-11	11
	22-04-2085	A-4380-8A102-53	3,5,7
		A-4380-22A102-51	8,13,16,19
	22-04-2154	A-4380-15A102-3	3
		A-4380-9A102-5	5
	22-04-2083	A-4380-8A102-52	3,4,6
	22-04-2113	A-4380-11A102-51	4,8
I	22-04-2173	A-4380-17A102-51	2,4,6,8,10,12,14,16
	22-04-2082	A-4380-8A102-4	4
	22-04-2094	A-4380-9A102-3	3
		A-4380-13A102-9	9
		A-4380-16A102-3	3
		A-4380-16A102-53	12,15
		A-4380-16A102-52	2,4,14
		A-4380-20A102-14	14
	22-04-2031	A-4380-3A102-1	1
I	22-04-2093	A-4380-9A102-51	2,4,6,8
I	22-04-2064	A-4380-6A102-3	3
I	22-04-2104	A-4380-10A102-51	2,4
I	22-04-2158	A-4380-15A102-52	2,4
		A-4380-11A102-6	6
		A-4380-5A102-52	2,3,4
		A-4380-25A102-4	4
		A-4380-25A102-52	9,10,11,12,13,15,16,18,19
		A-4380-20A102-3	3
		A-4380-22A102-6	6
	22-04-2044	A-4380-4A102-52	2,3
	22-04-2178	A-4380-17A102-52	3,5,9,12,14,15
	22-04-2105	A-4380-10A102-52	3,8
	22-04-2206	A-4380-20A102-52	10,14
	22-04-2065	A-4380-6A102-51	2,4

COLUMN NO. 2 CON'T. IN COLUMN NO. SHEET NO.

A-4380-NA132-*

PART NO.	ENG. NO.	VOID CKT.
	A-4380-2A132-2	2
	A-4380-3A132-2	2
	A-4380-4A132-2	2
22-24-2052	A-4380-5A132-2	2
	A-4380-6A132-2	2
	A-4380-7A132-2	2
22-24-2082	A-4380-8A132-2	2
22-24-2092	A-4380-9A132-2	2
	A-4380-10A132-2	2
	A-4380-11A132-2	2
	A-4380-12A132-2	2
	A-4380-13A132-2	2
	A-4380-14A132-2	2
	A-4380-15A132-2	2
	A-4380-16A132-2	2
	A-4380-17A132-2	2
	A-4380-18A132-2	2
	A-4380-19A132-2	2
	A-4380-20A132-2	2
	A-4380-21A132-2	2
	A-4380-22A132-2	2
	A-4380-23A132-2	2
	A-4380-24A132-2	2
	A-4380-25A132-2	2
	A-4380-26A132-2	2
	A-4380-27A132-2	2
	A-4380-28A132-2	2
22-24-2083	A-4380-8A132-3	3

COLUMN NO. 3 CON'T. IN COLUMN NO. SHEET NO.

A-4380-NA501-*

PART NO.	ENG. NO.	VOID CKT.
22-11-2071	A-4380-7A501-2	2
22-11-2081	A-4380-8A501-2	2
22-11-2091	A-4380-9A501-2	2
22-11-2101	A-4380-10A501-2	2
22-11-2111	A-4380-11A501-2	2
22-11-2121	A-4380-12A501-2	2
22-11-2131	A-4380-13A501-2	2
22-11-2141	A-4380-14A501-2	2
22-11-2151	A-4380-15A501-2	2
22-11-2161	A-4380-16A501-2	2
22-11-2171	A-4380-17A501-2	2
22-11-2181	A-4380-18A501-2	2
22-11-2191	A-4380-19A501-2	2
22-11-2201	A-4380-20A501-2	2
22-11-2211	A-4380-21A501-2	2
22-11-2221	A-4380-22A501-2	2
22-11-2231	A-4380-23A501-2	2
22-11-2241	A-4380-24A501-2	2
22-11-2251	A-4380-25A501-2	2
22-11-2261	A-4380-26A501-2	2
22-11-2271	A-4380-27A501-2	2
22-11-2281	A-4380-28A501-2	2
22-11-2021	A-4380-2A501-2	2
22-11-2031	A-4380-3A501-1	1
22-11-2041	A-4380-4A501-2	2
22-11-2051	A-4380-5A501-2	2
22-11-2061	A-4380-6A501-2	2
	A-4380-9A501-5	5
22-22-2083	A-4380-8A501-3	3
	A-4380-9A501-3	3
	A-4380-11A501-51	1,3,5,7,9,11
	A-4380-18A501-51	2,4,6,8,10,12,14,16,18
22-22-2245	A-4380-24A501-51	2,4,6,8,10,12,14,16,18,20,22,24
22-22-2165	A-4380-16A501-53	2,4,6,8,10,12,14,16
22-22-2055	A-4380-5A501-51	2,4
22-22-2032	A-4380-3A501-2	2
	A-4380-20A501-14	14
	A-4380-16A501-52	2,4,14
	A-4380-16A501-51	12,15
	A-4380-16A501-3	3
	A-4380-11A501-5	5
	A-4380-11A501-4	4
	A-4380-11A501-3	3
22-22-2102	A-4380-10A501-8	8
22-22-2101	A-4380-10A501-7	7
22-22-2063	A-4380-6A501-3	3
22-22-2125	A-4380-12A501-51	2,4,6,8,10,12

4380

COLUMN NO. 4 CON'T. IN COLUMN NO. SHEET NO.

	SEE SHEET 1	S9	SEE SHEET 1
	SEE SHEET 1	S8	SEE SHEET 1
	SEE SHEET 1	S5	SEE SHEET 1
	SEE SHEET 1	N5	SEE SHEET 1
	SEE SHEET 1	N3	SEE SHEET 1
	SEE SHEET 1	L	SEE SHEET 1
T3	SEE SHEET 1	K2	SEE SHEET 1
LTR.	REVISIONS	LTR.	REVISIONS

DIMENSIONS SHOWN (METRIC) INCH
UNLESS OTHERWISE SPECIFIED TOLERANCES: ANGULAR ± 1/2°

	INCH	METRIC
3 PLACE	± ---	---
2 PLACE	± ---	± ---
1 PLACE	---	± ---

DRAFT: WHERE APPLICABLE MUST REMAIN WITHIN DIMENSIONS

DRWN BY KSS CHK'D BY NP
APPR'D BY KJA SCALE --:--

▽ = 0 ▼ = ● REVISE ONLY ON CAD SYSTEM

TITLE
WAFER ASS'Y., FLAT; KK
(4030 WITH VOIDS)
4380 SERIES DWG.

MOLEX INCORPORATED
LISLE, ILL. 60532 U.S.A.

SHEET NO. 3 DATE 09/07/84

PART NO. SEE CHART
DRWG. NO. SDA-4380
FILE NAME

THIS DRAWING CONTAINS INFORMATION THAT IS PROPRIETARY TO MOLEX INC AND SHOULD NOT BE USED WITHOUT WRITTEN PERMISSION

DIV. KK SIZE C